



# Tools & Resources

BBY464 Semantic Information Management

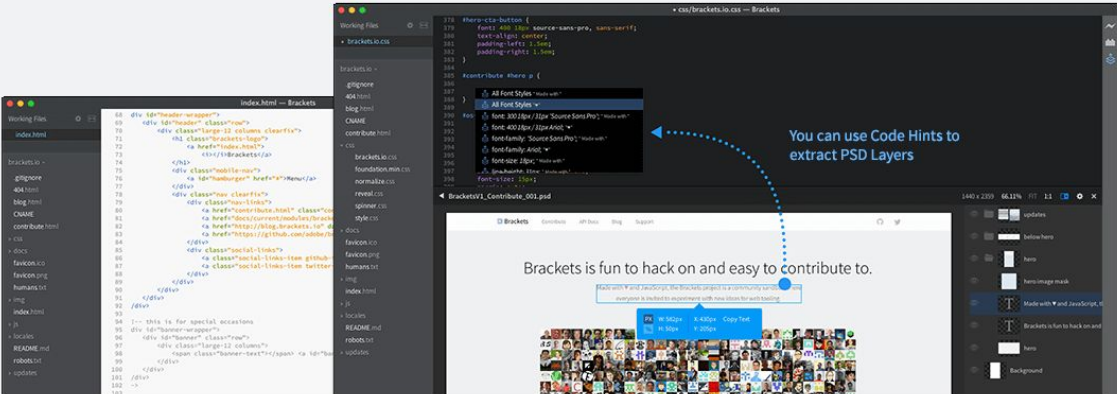
# Brackets: Open Source Text Editor

Brackets   Contribute   API Docs   Blog   Support

A modern, open source text editor that understands web design.

[Download Brackets 1.6](#)  
+ Extract (Preview) by Adobe

[Download Brackets without Extract](#)   [Other Downloads](#)



The screenshot displays the Brackets text editor interface. On the left is a file explorer showing a project structure with folders like 'css', 'docs', and 'img'. The main workspace shows an HTML file being edited with various classes and attributes. A code hint menu is open, listing font styles such as 'All Font Styles', 'font: 400 16px / 1.2em Arial', and 'font-family: Source Sans Pro'. A blue dashed arrow points from the text 'You can use Code Hints to extract PSD Layers' to the code hint menu. The bottom of the editor shows a preview of a website with the text 'Brackets is fun to hack on and easy to contribute to.' and a social media-style button.

You can use Code Hints to extract PSD Layers

Brackets is fun to hack on and easy to contribute to.

<http://brackets.io/>

# Brackets: Windows & MacOS & Linux

## Release 1.6

 nethip released this 27 days ago

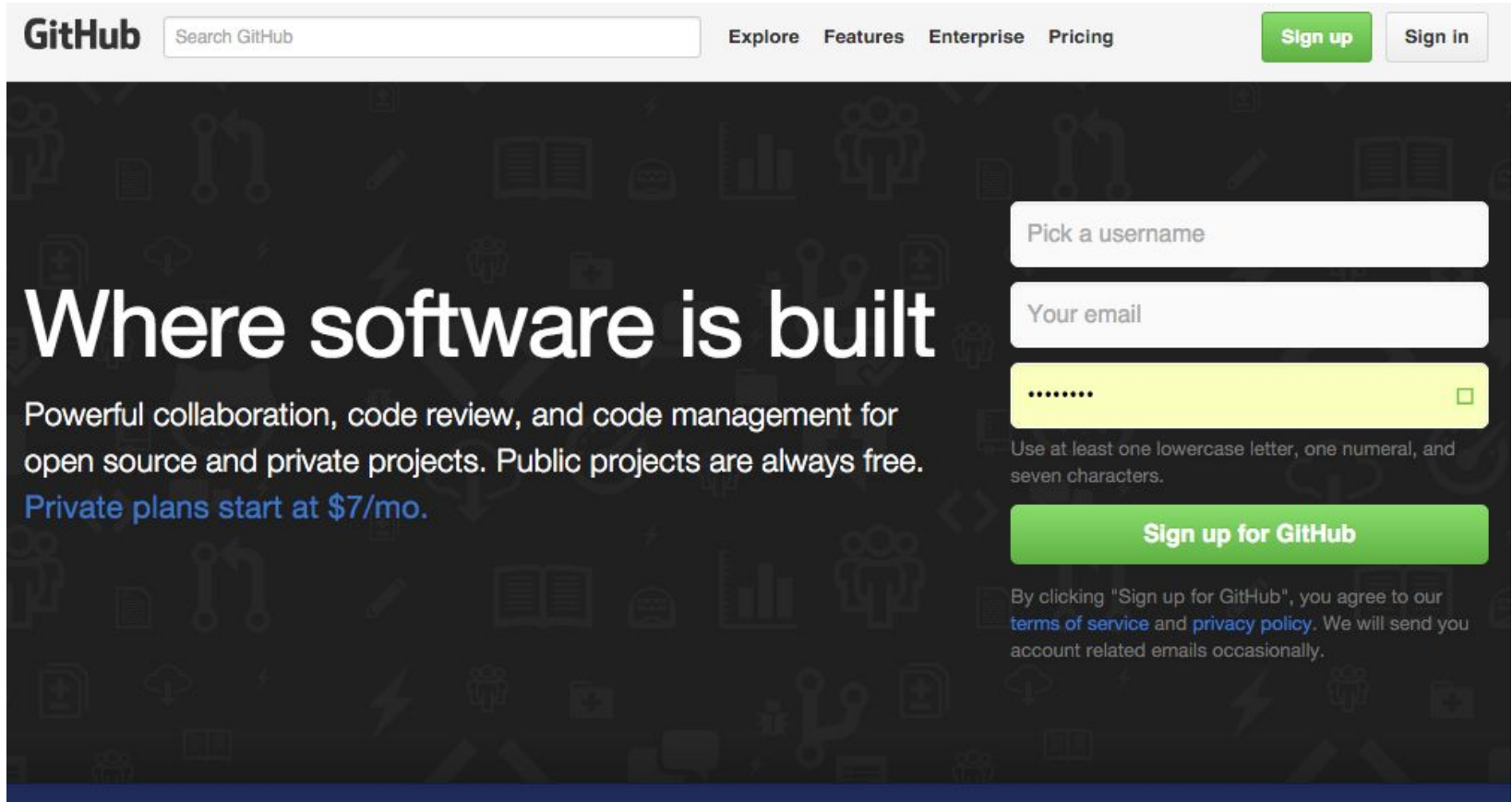
Brackets 1.6 is here.

### Downloads

 <a href="#">Brackets.Release.1.6.32-bit.deb</a>	31.2 MB
 <a href="#">Brackets.Release.1.6.64-bit.deb</a>	32.5 MB
 <a href="#">Brackets.Release.1.6.dmg</a>	38.6 MB
 <a href="#">Brackets.Release.1.6.msi</a>	36.7 MB
 <a href="#">Source code (zip)</a>	
 <a href="#">Source code (tar.gz)</a>	

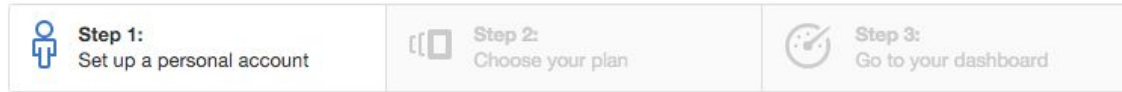
<https://github.com/adobe/brackets/releases>

# GitHub: Code Repository

A screenshot of the GitHub website's sign-up page. The page has a dark background with a pattern of faint icons. At the top, there is a navigation bar with the GitHub logo, a search bar, and links for 'Explore', 'Features', 'Enterprise', and 'Pricing'. On the right side of the navigation bar are 'Sign up' and 'Sign in' buttons. The main content area features the headline 'Where software is built' in large white text. Below the headline is a paragraph describing GitHub's services: 'Powerful collaboration, code review, and code management for open source and private projects. Public projects are always free. Private plans start at \$7/mo.' To the right of this text is a sign-up form with three input fields: 'Pick a username', 'Your email', and a password field with a strength indicator. Below the password field is a note: 'Use at least one lowercase letter, one numeral, and seven characters.' At the bottom of the form is a green 'Sign up for GitHub' button. Below the button is a disclaimer: 'By clicking "Sign up for GitHub", you agree to our terms of service and privacy policy. We will send you account related emails occasionally.'

<https://github.com/>

# Join GitHub



## Create your personal account

### Username

This will be your username — you can enter your organization's username next.

### Email Address

You will occasionally receive account related emails. We promise not to share your email with anyone.

### Password

Use at least one lowercase letter, one numeral, and seven characters.

By clicking on "Create an account" below, you are agreeing to the [Terms of Service](#) and the [Privacy Policy](#).

Create an account

## You'll love GitHub

**Unlimited** collaborators

**Unlimited** public repositories

- ✓ Great communication
- ✓ Friction-less development
- ✓ Open source community

<https://github.com/join?source=header-home>

# GitHub Guides



The **Hello World** project is a time-honored tradition in computer programming. It is a simple exercise that gets you started when learning something new. Let's get started with GitHub!

GitHub is a platform for hosting and collaborating on projects. You don't have to worry about losing data on your hard drive or managing a project across multiple computers — sync from anywhere. Most importantly, GitHub is a collaborative and asynchronous workflow for building software better, together.

This guide walks you through the GitHub Essentials: **Repositories**, **Branches**, **Commits**, **Issues** and **Pull Requests**.

With these skills, you'll go far. And with this `hello-world` repository you'll have a place to store ideas, resources or other general notes, even discuss things with others.

## Intro

[Create a Repository](#)

[Open an Issue](#)

[Create a Branch](#)


[Make a Commit](#)

[Open a Pull Request](#)




[Merge Pull Request](#)


<https://guides.github.com/activities/hello-world/>

# Create Your Project




[Pull requests](#) [Issues](#) [Gist](#)


  



## Orçun Madran






orcunmadran

 MADRAN INC

 Ankara, Turkey

[+ Contributions](#) [Repositories](#) [Public activity](#) [Edit profile](#)

### Popular repositories

 <a href="#">net.madran.sayisalLoto</a> Sayısal Loto tahmin uygulaması	0 ★
 <a href="#">net.madran.bby261.adamAsm...</a> Adamı asmayalım da besleyelim mi	0 ★
 <a href="#">net.madran.bby261.bootstrap</a> Bootstrap platformu ile ilgili örnek uygulama	0 ★
 <a href="#">net.madran.bby261.json</a> JSON formatına göre veri alışverişini bu örnek uygulamada yapıyoruz...	0 ★
 <a href="#">net.madran.bby261.sayisalLoto</a> Sayısal Loto için rakam öneren basit bir uygulama	0 ★

<https://github.com/orcunmadran>

# Share Your Project

orcunmadran / net.madran.bby261.bootstrap

Unwatch 1 Star 0 Fork 2

Code Issues 0 Pull requests 0 Wiki Pulse Graphs Settings

Bootstrap platformu ile ilgili örnek uygulama — Edit

8 commits 1 branch 0 releases 1 contributor

Branch: master New pull request

New file Find file HTTPS https://github.com/orcunm Download ZIP

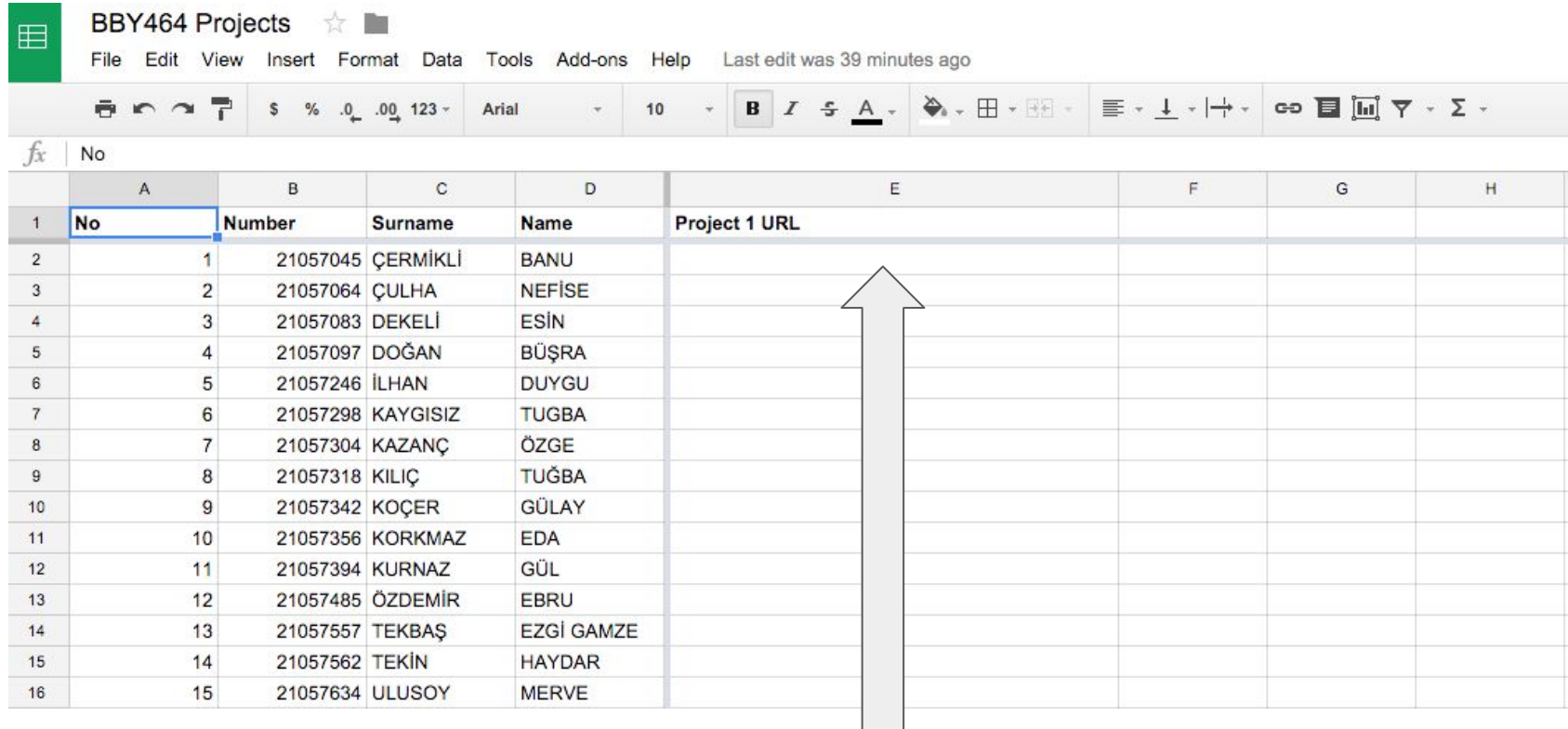
orcunmadran Merge branch 'master' of https://github.com/orcunmadran/net.madran.bb... Latest commit 228be4a on Dec 4, 2015

bootstrap	Bootstrap temel yapı hazır	2 months ago
images	Açılış ekranı ve ikon	2 months ago
jquery.js	Bootstrap temel yapı hazır	2 months ago
LICENSE	Update LICENSE	2 months ago
README.md	Initial commit	2 months ago
config.xml	Update config.xml	2 months ago
index.html	Bootstrap temel yapı hazır	2 months ago

<https://github.com/orcunmadran/net.madran.bby261.bootstrap>



# Submit Your Project



	A	B	C	D	E	F	G	H
1	No	Number	Surname	Name	Project 1 URL			
2	1	21057045	ÇERMİKLİ	BANU				
3	2	21057064	ÇULHA	NEFİSE				
4	3	21057083	DEKELİ	ESİN				
5	4	21057097	DOĞAN	BÜŞRA				
6	5	21057246	İLHAN	DUYGU				
7	6	21057298	KAYGISIZ	TUGBA				
8	7	21057304	KAZANÇ	ÖZGE				
9	8	21057318	KILIÇ	TUĞBA				
10	9	21057342	KOÇER	GÜLAY				
11	10	21057356	KORKMAZ	EDA				
12	11	21057394	KURNAZ	GÜL				
13	12	21057485	ÖZDEMİR	EBRU				
14	13	21057557	TEKBAŞ	EZGİ GAMZE				
15	14	21057562	TEKİN	HAYDAR				
16	15	21057634	ULUSOY	MERVE				

<https://github.com/orcunmadran/net.madran.bby261.bootstrap>

<https://goo.gl/s9dwrW>

# W3Schools: Resource for XML

## XML Tutorial

### XML HOME

- XML Introduction
- XML How to use
- XML Tree
- XML Syntax
- XML Elements
- XML Attributes
- XML Namespaces
- XML Display
- XML XSLT
- XML XPath
- XML XLink
- XML Validator
- XML DTD
- XML Schema
- XML Server
- XML Applications
- XML Examples
- XML Quiz
- XML Certificate

## XML Tutorial

« [W3Schools Home](#)



XML stands for **EX**tensible **M**arkup **L**anguage.

XML was designed to store and transport data.

XML was designed to be both human- and machine-readable.

### XML Example 1

```
<?xml version="1.0" encoding="UTF-8"?>
<note>
  <to>Tove</to>
  <from>Jani</from>
  <heading>Reminder</heading>
  <body>Don't forget me this weekend!</body>
</note>
```

[Display the XML File »](#)

[Display the XML File as a Note »](#)

<http://www.w3schools.com/xml/default.asp>